

## Chapter 2 DEMOGRAPHICS

### INTRODUCTION

This chapter presents information about the size and other characteristics of the population of the City of Saugatuck, Saugatuck Township and the City of the Village of Douglas. It also presents information about how the population in the three communities has changed over time and how it may change in the future. Where possible, information about the Tri-Communities is compared to Allegan County. For some demographic information, the City of the Village of Douglas is grouped with Saugatuck Township because the data was not separated by the US Census.

### POPULATION SIZE

The population of the Tri-Communities was 4,655 persons in 2000, 20% larger than in 1990 and an increase of nearly eight hundred persons. The population of Douglas Village was 1,214 in 2000, an increase of 17% or 174 persons between 1990 and 2000. Saugatuck City increased by 111 persons between 1990 and 2000 to 1,065 persons, a gain of 12% while Saugatuck Township gained 500 persons to 2,376 persons, a rise of 27%. See Table 2-1. The population increase in the Tri-Communities was 5.2% of the total increase in Allegan County from 1990-2000. The County population grew by 15,156 persons or 17% during this period.

Table 2-1  
**Population in the Tri-Communities, 1990-2000**

<b>Community</b>	<b>1990</b>	<b>2000</b>	<b>Total Change 1990-2000</b>	<b>% Change 1990-2000</b>
Douglas City	1,040	1,214	174	17%
Saugatuck City	954	1,065	111	12%
Saugatuck Township	1,876	2,376	500	27%
Tri-Community Total	3,870	4,655	785	20%
Allegan County	90,509	105,665	15,156	17%

*Source: US Census*

### PROJECTED POPULATION

If the growth rate experienced by the Tri-Communities were to continue into the future, the population of the three communities would reach 6,225 by 2020 (an increase of 1,570 or 34% above 2000 population) and 7,795 by 2040 (a 65% increase, or 3,140 more persons than in 2000). While 2040 is quite distant, 2020 is not that far away (think back to 1984). If the current trend continues, that means that roughly 1 in 4 persons in the Tri-Communities would be a new resident in 2020. See Table 2-2. This population increase depends on many factors remaining constant (including market demand, the economy, land availability and others) and the actual rate could be higher or lower than the trend over the past decade.

Table 2-2  
**Population in the Tri-Communities, 2000-2020**

<b>Community</b>	<b>2000</b>	<b>2010</b>	<b>2020</b>	<b>Total Change 2000- 2020</b>	<b>Percent Change 2000- 2020</b>
Douglas City	1,214	1,388	1,562	348	29%
Saugatuck City	1,065	1,176	1,287	222	21%
Saugatuck Township	2,376	2,876	3,376	1,000	42%
Tri-Community Total	4,655	5,440	6,225	1,570	34%
Allegan County	105,665	120,821	135,977	30,312	29%

*Source: US Census and straight line projection based on the rate of change from 1990-2000 by Planning & Zoning Center, Inc.*

### SEASONAL POPULATION

Seasonal housing units comprise about 24% of the total housing stock of the Tri-Communities. This is a slightly higher proportion than at the time of completion of the previous Comprehensive Plan in 1989, when it was estimated to be about 21% of the housing stock and the seasonal population to be as much as one-third more during the summer season. There has been an increase in the construction of seasonal units and many existing year-around homes have been purchased for weekend and vacation use by non-residents. The lowest proportion of seasonal homes is in the Township, which has also seen growth in year-around homes for people who commute to jobs within the region. Seasonal homes are 15.9% of homes in the Township, but 25.4% in Douglas and 34.4% in the City of Saugatuck. See Table 2-3.

Table 2-3  
**Seasonal Housing Units, 2000**

<b>Community</b>	<b>1990</b>	<b>2000</b>	<b>Total Change 1990- 2000</b>	<b>% Change 1990- 2000</b>	<b>Total Housing Units 2000*</b>	<b>Seasonal % of Total 2000</b>
Douglas City	184	217	33	18%	853	25.4%
Saugatuck City	287	319	32	11%	928	34.4%
Saugatuck Township	180	197	17	9%	1236	15.9%
Tri-Community Total	651	733	82	13%	3,017	24.3%
Allegan County	2,730	3,154	424	16%	43292	7.3%

*Source: US Census \*Total Housing Units includes occupied, seasonal and vacant housing.*

### HOUSEHOLDS AND AVERAGE HOUSEHOLD SIZE

In 2000 there were just over 2,100 households in the Tri-Communities, with 587 in Douglas, 549 in the City of Saugatuck and 994 in Saugatuck Township. This was an increase of 394 households, or 23% between 1990 and 2000. See Table 2-4. The increase in Douglas was 111 households, or 23%, Saugatuck City increased by 50 households or 10% and Saugatuck Township increased by 233 households or 31%.

Table 2-4  
**Households in the Tri-Communities, 1990-2000**

<b>Community</b>	<b>1990</b>	<b>2000</b>	<b>Total Change 1990- 2000</b>	<b>% Change 1990- 2000</b>
Douglas City	476	587	111	23%
Saugatuck City	499	549	50	10%
Saugatuck Township	761	994	233	31%
Tri-Community Total	1,736	2,130	394	23%
Allegan County	31,709	38,165	6,456	20%

*Source: US Census*

While household numbers increased, the size of households generally declined. Persons per household declined 3% in the Tri-Communities from 2.07 to 2.01 between 1990 and 2000. Saugatuck Township persons per household declined by 4% to 2.2, Douglas by 5% to 1.91 persons per household while Saugatuck City rose by 1% to 1.93 persons per household during the same period. See Table 2-5. The change in household size between 1990 and 2000 is relatively small, but indicates a trend experienced elsewhere in Michigan and the nation. Household size is declining due to divorce, a greater number of empty nesters, death of a spouse and a greater number of singles setting up household and waiting longer to marry. In contrast, Allegan County experienced an 11% increase in the size of households between 1990 and 2000. This could reflect a trend of families with children moving from larger metropolitan areas like Kalamazoo and Grand Rapids to Allegan County.

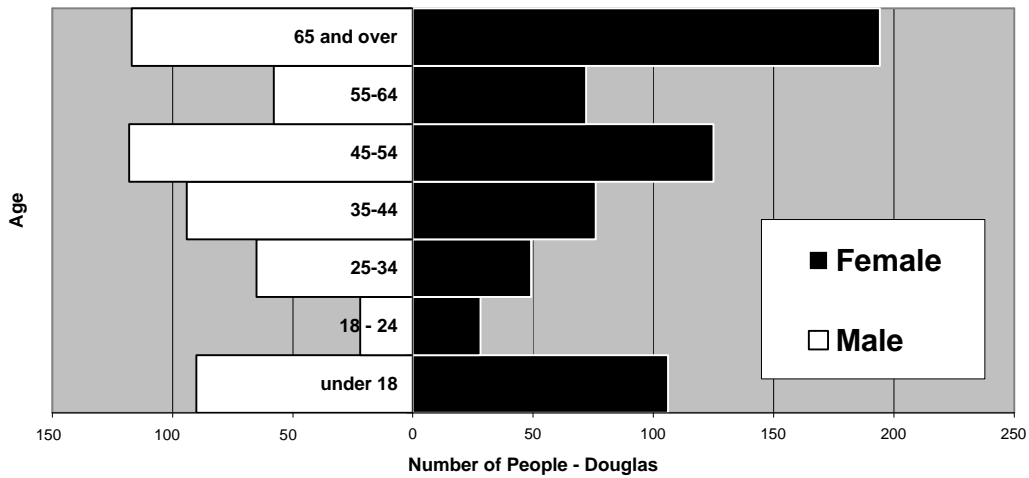
Table 2-5  
**Persons per Household in the Tri-Communities, 1990-2000**

<b>Community</b>	<b>1990</b>	<b>2000</b>	<b>Total Change 1990- 2000</b>	<b>% Change 1990- 2000</b>
Douglas City	2.01	1.91	-0.10	-5%
Saugatuck City	1.91	1.93	0.02	1%
Saugatuck Township	2.29	2.20	-0.09	-4%
Tri-Community Average	2.07	2.01	-0.06	-3%
Allegan County	2.45	2.72	0.27	11%
Michigan	2.66	2.56	-0.1	-4%

*Source: US Census*

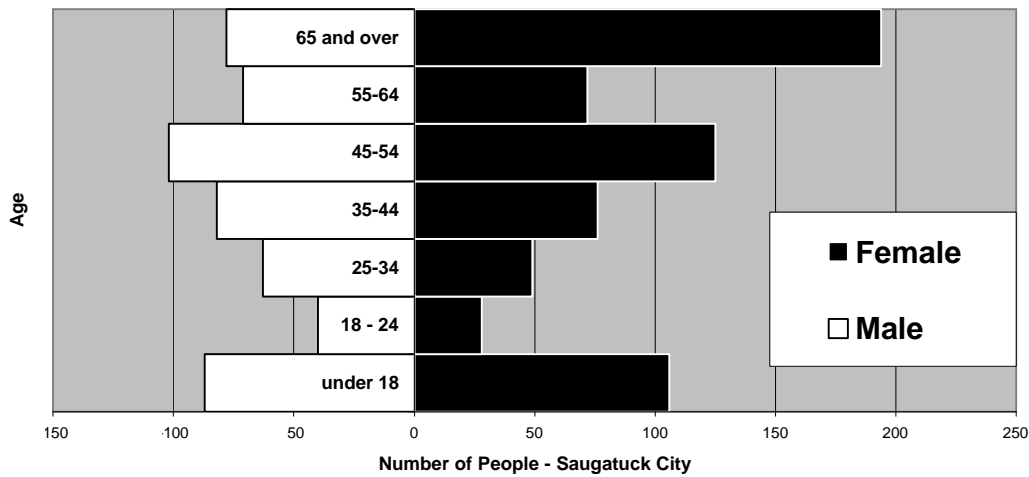
Figures 2-1 through 2-5 indicate the number of males and females in each age cohort. Generally, males and females are about even in the younger age categories, with males having a slight numbers advantage in the 20s through 40s. Females generally outnumber males in the 65 and over age group. Also, the population of each of the Tri-Communities tends to be larger in number in both the under 18 group and the 65 and over group. This is not typical of Allegan County, which has a large population under 18 years but a relatively small 65 and over population. Allegan County is also more evenly divided between males and females across all age groups.

Figure 2-1  
Douglas City Age and Sex, 2000



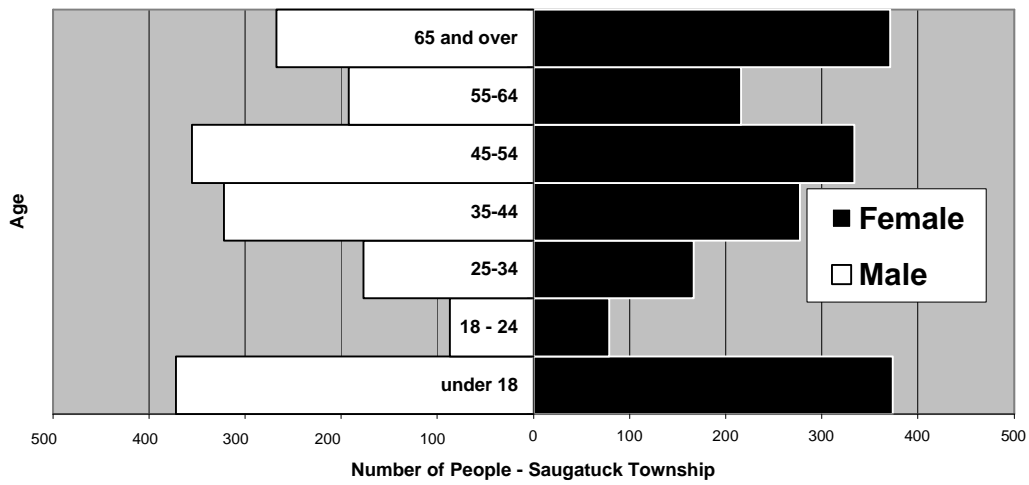
Source: US Census

Figure 2-2  
Saugatuck City Age and Sex, 2000



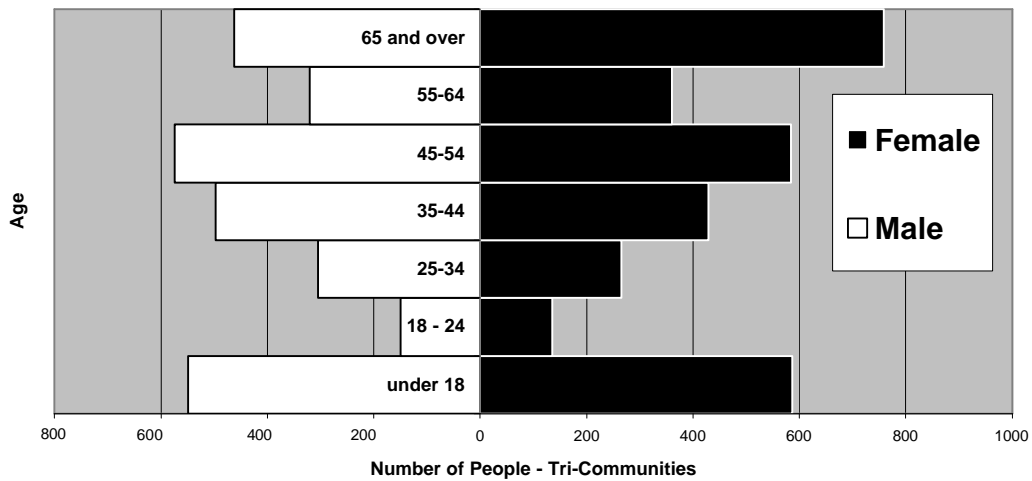
Source: US Census

Figure 2-3  
Saugatuck Township Age and Sex, 2000



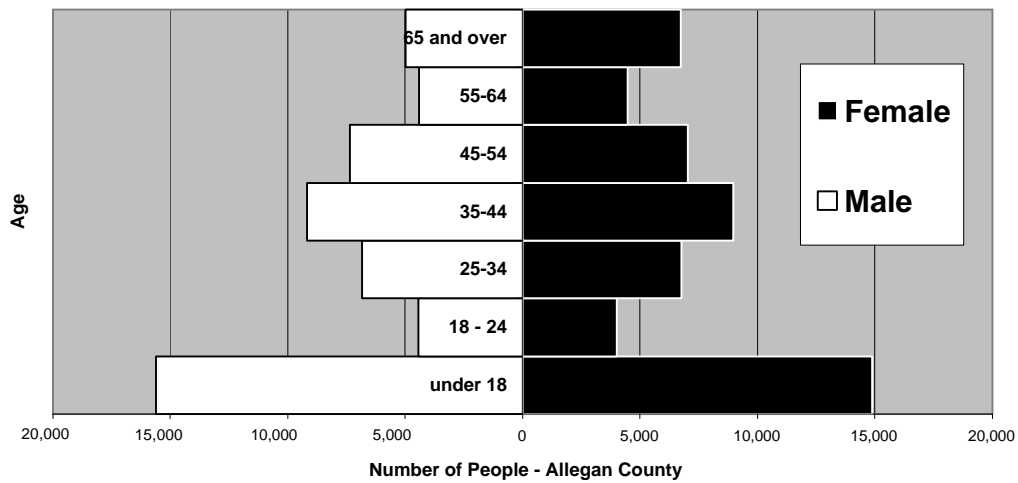
Source: US Census

Figure 2-4  
Tri-Community Age and Sex, 2000



Source: US Census

Figure 2-5  
**Allegan County Age and Sex, 2000**



Source: US Census

### EDUCATIONAL ATTAINMENT

The population of the Tri-Communities is very well educated. As is shown in Table 2-6, the three communities have a smaller percentage of persons with fewer years of education than the average for Allegan County, but generally higher percentages than the County when comparing college graduates and persons with advanced degrees. The Tri-Communities also compare favorably with the rest of Michigan, with a higher percentage of persons with bachelor's and master's degrees and about the same percentage with professional or doctorate degrees.

As a whole, 11.6% of all year-around residents of the Tri-Communities, 25 years or older, have less than a high school diploma, 30.5% have a high school diploma or equivalent, 30% have some college or an associate degree and 30.8% have a bachelors or advanced degree. (Total does not equal 100% due to averaging.) In Allegan County as a whole, 17.7% of residents 25 years or older have less than a high school diploma, 39.1% have a high school diploma or equivalent, 30.3% have some college or an associates degree and 15.8% have a bachelor's or higher degree. In Michigan as a whole, 16.5% of residents 25 years or older have less than a high school education, 31.3% have a high school diploma or equivalent, while 30.3% have some college or an associates degree and 21.8% have a bachelor's degree or higher.

Table 2-6  
Tri-Community Educational Attainment, 2004

<b>Educational Attainment</b>	<b>Less than 5th grade</b>	<b>5th to 8th grade</b>	<b>9th to 12th grade, no diploma</b>	<b>High school graduate or equivalent</b>	<b>Less than one year of college credit</b>
Douglas City	0.3%	5.0%	9.4%	33.2%	4.8%
Saugatuck City	0.0%	0.6%	5.3%	22.0%	4.7%
Saugatuck Township	0.4%	3.7%	10.2%	36.2%	5.6%
Tri-Community Average	0.2%	3.1%	8.3%	30.5%	5.0%
Allegan County	1.1%	4.9%	11.7%	39.1%	7.9%
Michigan	1.1%	3.5%	11.9%	31.3%	8.3%

<b>Educational Attainment</b>	<b>1 or more years of college credit no degree</b>	<b>Associate Degree</b>	<b>Bachelor's Degree</b>	<b>Master's Degree</b>	<b>Professional Degree</b>	<b>Doctorate Degree</b>
Douglas City	14.1%	5.9%	17.0%	8.1%	1.5%	0.8%
Saugatuck City	19.1%	6.6%	28.2%	9.5%	3.0%	1.0%
Saugatuck Township	16.0%	4.7%	15.0%	6.8%	1.1%	0.3%
Tri-Community Average	16.4%	5.7%	20.1%	8.1%	1.9%	0.7%
Allegan County	13.1%	6.3%	10.8%	3.7%	0.9%	0.4%
Michigan	15.0%	7.0%	13.7%	5.7%	1.6%	0.8%

Source: US Census

Note: Totals do not equal 100% due to rounding.

john f:\winword\tri-communities\final\CHAPER 2 DEMOGRAPHICS final.doc  
C:\Evan\Tri Comm Final 6 2 05\CHAPTER 2 DEMOGRAPHICS final 6 2 05.doc